

May 1, 2025

SENT VIA EMAIL


City Council
City of Punta Gorda
c/o Kristin Simeone, Finance Director
326 W. Marion Avenue
Punta Gorda, FL 33950

RE: CITY OF PUNTA GORDA POLICE OFFICERS' RETIREMENT SYSTEM
ANNUAL REPORT OF INVESTMENT ACTIVITY

Dear City Council:

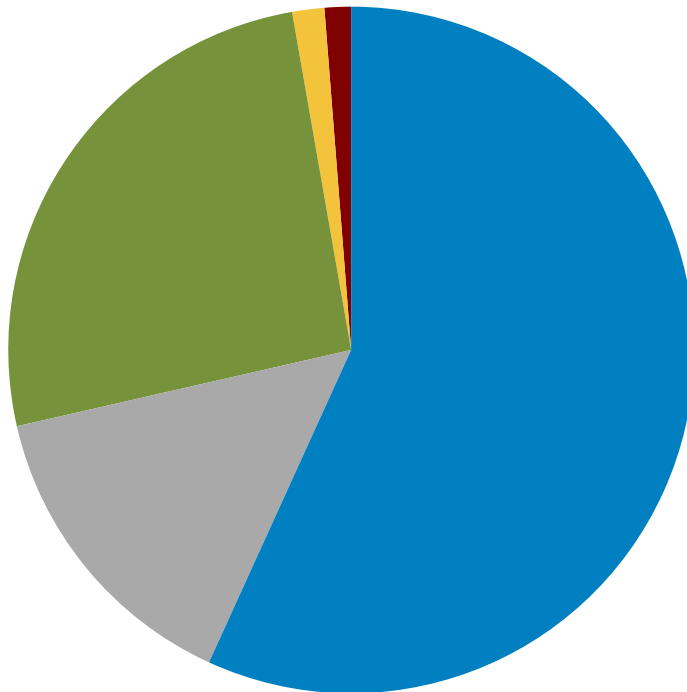
In accordance with Section 112.661(15), Florida Statutes, please find enclosed the annual report of investment activity of the City of Punta Gorda Police Officers' Retirement System. This report includes investments in the portfolio as of September 30, 2024, listed by class or type, book value, income earned and market value as of the stated date. This report must also be made available to the public.

Thank you,

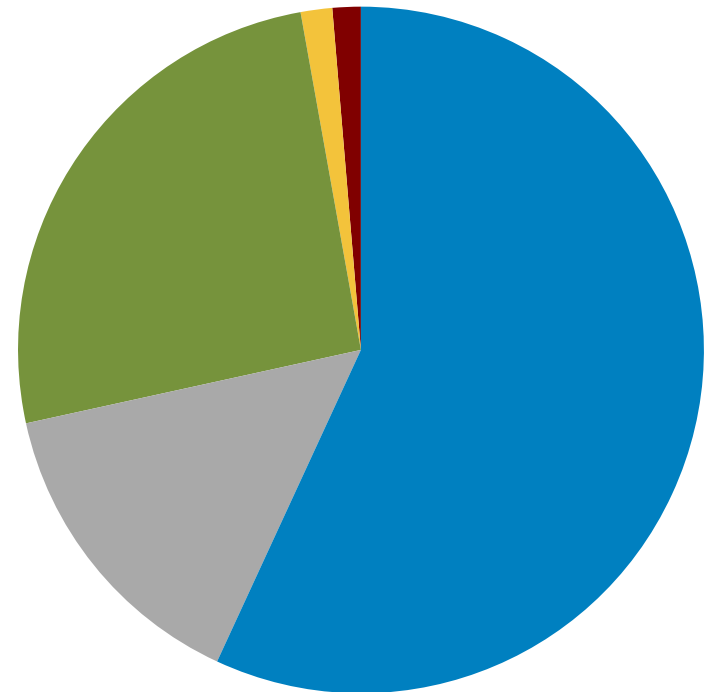


Christine Stoker
Plan Administrator

Asset Allocation By Segment as of
June 30, 2024 : \$25,575,183

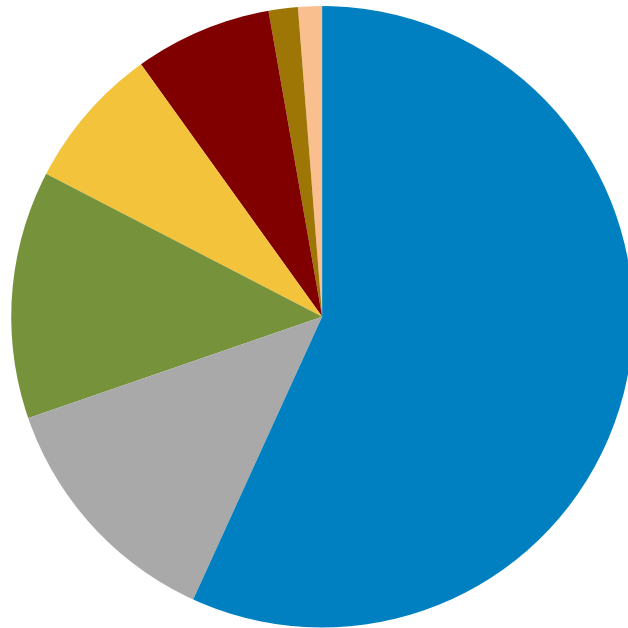


Asset Allocation By Segment as of
September 30, 2024 : \$27,112,413

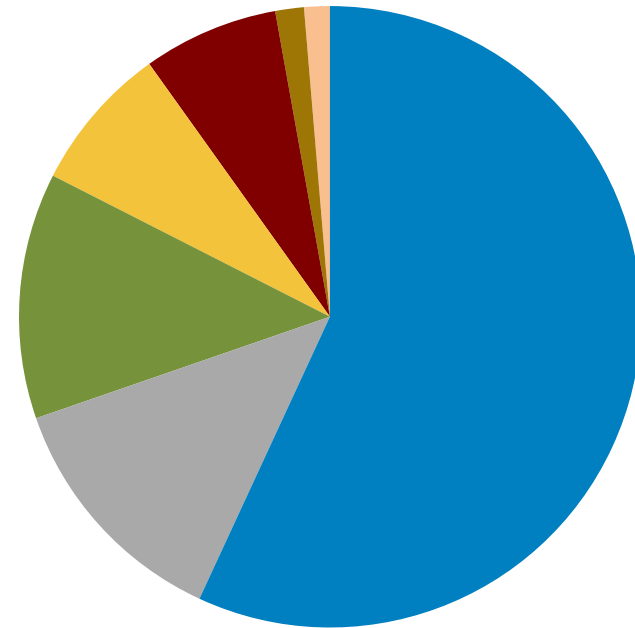


Allocation			Allocation		
Segments	Market Value	Allocation	Segments	Market Value	Allocation
Domestic Equity	14,528,646	56.8	Domestic Equity	15,424,830	56.9
International Equity	3,739,926	14.6	International Equity	3,978,703	14.7
Domestic Fixed Income	6,599,456	25.8	Domestic Fixed Income	6,942,937	25.6
Global Fixed Income	388,179	1.5	Global Fixed Income	404,151	1.5
Cash Equivalent	318,976	1.2	Cash Equivalent	361,792	1.3

Asset Allocation By Manager as of
Jun-2024 : \$25,575,183



Asset Allocation By Manager as of
Sep-2024 : \$27,112,413



Allocation			Allocation		
	Market Value	Allocation		Market Value	Allocation
Vanguard Total Stock Market Index (VITSX)	14,528,646	56.8	Vanguard Total Stock Market Index (VITSX)	15,424,830	56.9
Baird Core Plus (BCOIX)	3,300,275	12.9	Baird Core Plus (BCOIX)	3,472,537	12.8
Fidelity US Bond Index (FXNAX)	3,299,181	12.9	Fidelity US Bond Index (FXNAX)	3,470,400	12.8
Vanguard Total Int'l Stock (VTIAX)	1,915,804	7.5	Vanguard Total Int'l Stock (VTIAX)	2,069,553	7.6
WCM Focused International Growth Instl (WCMIX)	1,824,121	7.1	WCM Focused International Growth Instl (WCMIX)	1,909,150	7.0
Vanguard Total Int'l Bond (VTABX)	388,179	1.5	Vanguard Total Int'l Bond (VTABX)	404,151	1.5
R&D	317,962	1.2	R&D	361,792	1.3
Garcia Hamilton Fixed Income	1,014	0.0	Garcia Hamilton Fixed Income	-	0.0

Financial Reconciliation

Total Fund

October 1, 2023 To September 30, 2024

Financial Reconciliation Fiscal Year to Date									
	Market Value 10/01/2023	Net Transfers	Contributions	Distributions	Management Fees	Other Expenses	Income	Apprec./ Deprec.	Market Value 09/30/2024
Total Equity Composite	15,290,307	-894,346	-	-	-	-	274,123	4,733,450	19,403,533
Vanguard Total Stock Market Index (VITSX)	12,153,470	-894,346	-	-	-	-	206,902	3,958,804	15,424,830
WCM Focused International Growth Instl (WCMIX)	1,479,656	-	-	-	-	-	10,739	418,755	1,909,150
Vanguard Total Int'l Stock (VTIAX)	1,657,180	-	-	-	-	-	56,482	355,891	2,069,553
Total Fixed Income Composite	6,438,928	175,098	-	-	-13,860	-2,069	243,891	505,100	7,347,088
Baird Core Plus (BCOIX)	-	3,287,852	-	-	-	-	55,117	129,568	3,472,537
Fidelity US Bond Index (FXNAX)	-	3,287,852	-	-	-	-	42,639	139,909	3,470,400
Garcia Hamilton Fixed Income	6,072,473	-6,400,606	-	-	-13,860	-2,069	127,815	216,247	-
Vanguard Total Int'l Bond (VTABX)	366,455	-	-	-	-	-	18,320	19,376	404,151
R&D	240,826	719,248	1,105,613	-1,624,086	-	-94,148	13,821	518	361,792
Total Fund	21,970,061	-	1,105,613	-1,624,086	-13,860	-96,217	531,834	5,239,068	27,112,413